

Verizon Hot Spot Tips



Getting Started

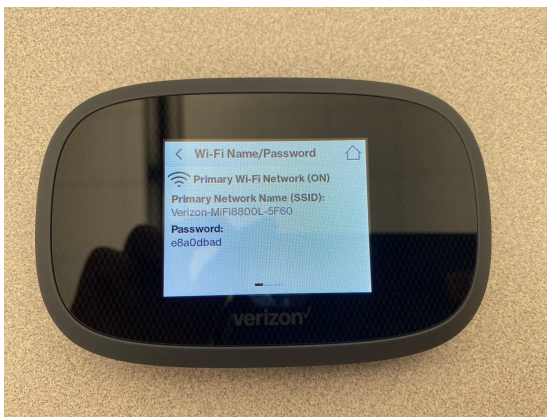
- Your MiFi hotspot from Verizon is already activated when you receive it
- Remove the hotspot from the box
- Plug it into a power source with the provided cord
- Use the power button to turn the unit on

Connecting to your hotspot

- When the hotspot is powered on, you will see the screen below



- Now that your hotspot is powered on, press the  on the right-hand side of the screen, directly above Wi-Fi Name/Password
- Once you have pressed the  symbol, you will see the screen below that displays Wi-Fi network name and password



- You can now connect to the Wi-Fi hotspot on your device like any other wireless network that you have connected to in the past
- Please leave your hotspot plugged into a powersource to ensure that it will stay connected
- Your hotspot has the ability to have up to 15 devices connected to it at one time