

# How to log on to your Google Account from Home

There are many great things about students using Google products and programs at school. We commonly use Google Docs and Google Slides for assignments and projects. We also commonly use a program called Google Classroom. Sometimes it is nice to access these things from home. In order to do that, you need to know how to log in. Follow these steps!

**Step One:** Go to [www.google.com](http://www.google.com) and make sure you are not already logged in to another account.

**Step Two:** Usually in the top right corner there is a button to log in. If not, in the search bar type in "Google Sign In" and select Sign In

**Step Three:** If you have signed in before, then it might remember your email. If not, click on "Use Another Account"

**Step Four:** In order to access the account the students use at school, you must use the student's email which are all formatted the same way: [firstname.lastname@students.flushingschools.org](mailto:firstname.lastname@students.flushingschools.org)

Click Next

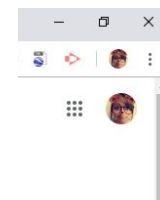
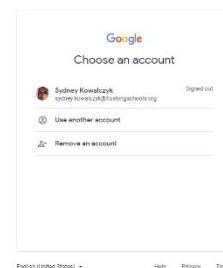
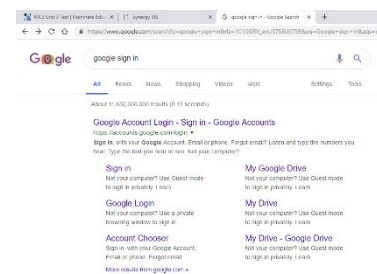
**Step Five:** Once your email is in, they will ask for your password. Students should know their password as it is the same password that they use to log in here at school. All student passwords are formatted the same as well:

flsh + (student number)

(all lowercase and no spaces – A sample password looks like this **flsh7654321**)

Click Next

**Step Six:** Now you should be logged in. This "waffle" icon in the top right should show you a menu of the google programs that the student normally uses. If something you are looking for does not appear in this menu, you can always just Google search for it.



If you are still having trouble feel free to contact your homeroom teacher for more advice ☺